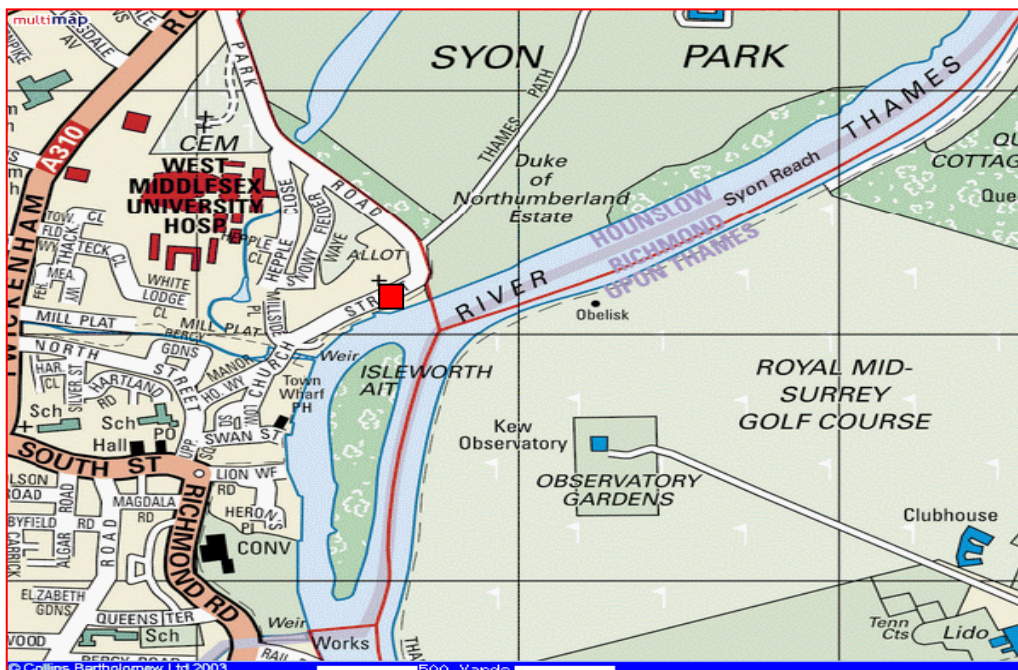


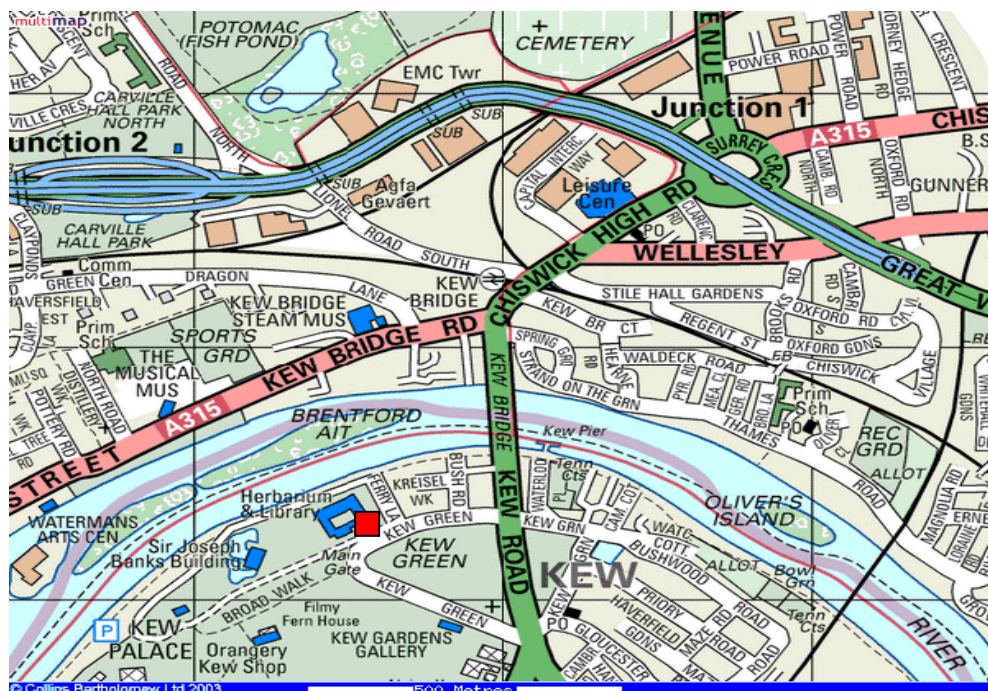
United Hospitals Bumps 2026

– Maps of emergency access

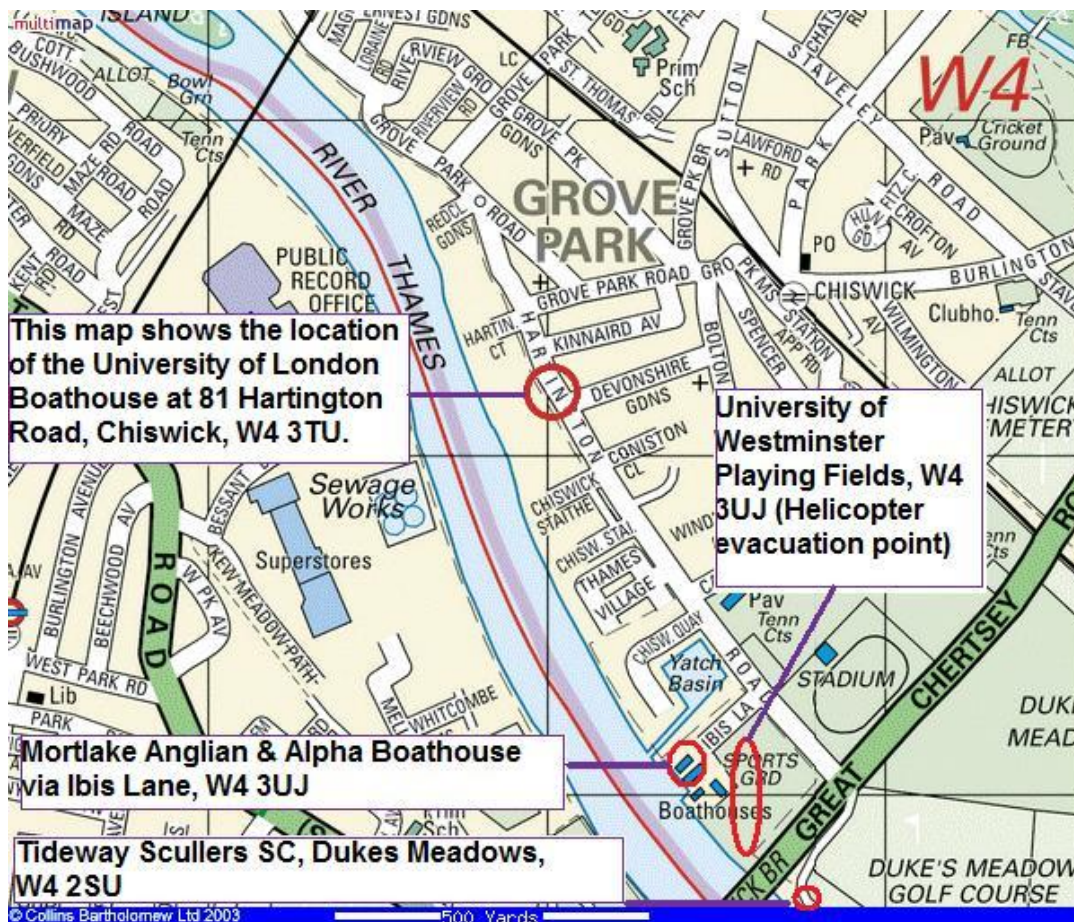
(maps copyright Collins Bartholomew 2003)



This map shows the location of road access to the Brentford area, via Church Street and Park Road (close to the West Middlesex Hospital). The London Apprentice (shown by red square) is a useful landmark for ambulance evacuation: 62 Church St, TW7 6BG, What 3 words: ///sank.spill.become. Also note open space at Syon Park (TW8 8JF) for possible helicopter evacuation.



This map shows the location of road access (shown by red square) to the south river bank



This map shows the location of the University of London Boathouse at 81 Hartington Road, Chiswick, W4 3TU.

University of Westminster Playing Fields, W4 3UJ (Helicopter evacuation point)

Mortlake Anglian & Alpha Boathouse via Ibis Lane, W4 3UJ

Tideway Scullers SC, Dukes Meadows, W4 2SU

Facilities for medical aid and evacuation			
First aid	Serious injury	Evacuation – Call safety launch first	
		By road	By air (the decision on access will be taken by the emergency services)
UL Boathouse (Tideway Scullers SC Boathouse for KCL/GKT)	If life-threatening injury contact 999 immediately. If the incident is on the water ask for COASTGUARD . Ask crew to ROW TO the nearest SHORE if safe to do so. Ensure correct postcode is given to the operator. An appropriate What 3 Words reference is given for each location (usually based on the main road access point)	1. Primary - ULBH – 89 Hartington Rd, W4 3TU ///cooks.clever.leaps	Primary: ULBH 89 Hartington Rd, W4 3TU (need to clear tarmac to enable helicopter to land)
		2. Tideway Scullers SC – Dukes Meadows, W4 2SH ///Cherry.pipes.solid	2.Univ. Westminster playing fields, Hartington Rd W4 3UJ (access from river via Quintin) ///season.liver.cool
		3. Kew Gardens Car Park (Ferry Lane, off Kew Green TW9 3AH) ///shuts.worth.hands	3. Syon Park TW8 8JF (consider how to access from river)
		4. Slipway adjacent to the London Apprentice, 62 Church St, TW7 6BG (south of West Middx Hosp.) ///sank.spill.become	

Appendix 4a: Action In Event Of Incident On Water – Race Control

- In the event of an incident your first priority is for the safety of competitors and yourself.
 - Keep all radio contact to a minimum.
 - Remember that launch-based officials may have difficulty keeping in constant communication with race control (this includes officials at the **start**)
 - Race **control** is in charge of dealing with the incident.
1. Ensure that radio traffic is continuously monitored throughout the event. Document times and content of messages.
 2. Ensure that the safety launch is in attendance (as appropriate)
 3. Suspend racing if necessary/appropriate.
 4. In the event of life-threatening emergency on the water contact 999 immediately and ask for **COASTGUARD** (state incident location, number of casualties and nature of problem e.g. *“one rower, severe leg injury following collision”*). This may trigger the despatch of the RNLI lifeboat, who may retrieve the casualty to Chiswick pier house.
 5. If appropriate, call 999 and ask for Ambulance (state location, number of casualties and nature of problem e.g. *“one rower, severe leg injury following collision”*). Address is University of London Boathouse, 81 Hartington Rd, W4 3TU. What 3 words: *///cooks.clever.leaps*.
 6. If an ambulance has been called to ULBH: place a guide on Hartington Road to signal location of ULBH to the ambulance driver (they will not be familiar with the location) - check clear access route to front and back of ULBH.
 7. The primary evacuation centre is ULBH. Consider setting up a secondary evacuation centre (e.g. at the start, adjacent to the London Apprentice), in conjunction with discussion with the Chief Umpire/deputy.
 8. Prevent any further rowing crews from boating
 9. Co-ordinate reception of casualties
 - **Count** casualties as they return to ULBH. Maintain a log of multiple casualties returned to ULBH.
 - ensure river-bank cleared of boats to allow room for returning launches
 - prepare for casualties (i.e. expect a degree of hypothermia; prepare warm drinks in ULBH lounge.)
 10. If a secondary evacuation centre has been designated send additional helpers to the secondary centre as soon as possible.
 - DESIGNATE AN INDIVIDUAL (AS APPROPRIATE) TO ACT AS THE UH/UL OFFICER IN CHARGE OF THE SECONDARY EVACUATION CENTRE. THAT INDIVIDUAL WILL ACT AS CO-ORDINATOR AT THE SECONDARY CENTRE.

Appendix 4b – Action In The Event Of Incident On Water – launch officials

- Ensure you have all safety equipment as set out in the British Rowing Row Safe before boating **and** that you know how to use it.
- In the event of an incident your first priority is for the safety of competitors and yourself.
- It is essential to ensure good communication with Race Control.
 1. IMMEDIATELY NOTIFY **RACE CONTROL** BY RADIO - Include your identity, location, nature of incident and number of casualties (eg “SAFETY, SAFETY, this is launch 5, *capsized VIII 100yds downstream of Kew Bridge, Nine people in the water*”).
 2. LISTEN for a response from control and the safety boat crew.
 3. If radio contact is not possible, use any available mobile telephone to contact race control.
 4. IN THE EVENT OF LIFE-THREATENING EMERGENCY ON THE WATER CONTACT 999 IMMEDIATELY AND ASK FOR **COASTGUARD** (STATE YOUR LOCATION, NUMBER OF CASUALTIES AND NATURE OF PROBLEM E.G. “ONE ROWER, SEVERE LEG INJURY FOLLOWING COLLISION”). This may trigger the despatch of the RNLI lifeboat, who may take the casualty to chiswick pier house.
 5. If appropriate, contact London Ambulance Service. University of London Boathouse address is 81 hartington Rd, W4 3TU. What3Words *///cooks.clever.leaps* (this is the location of the ULBH main gate).
 6. At all times keep radio traffic to the minimum required (remember when you are transmitting no-one else can!)
 7. If you are not required to help deal with the emergency remain in your allocated station and monitor other crews.
 8. The safety launch should provide the primary rescue in most circumstances. Other launches in the vicinity should stay away from the primary rescue unless called to assist (for example, in dealing with the racing boat), but should maintain a good lookout to prevent other river users from entering the incident area.
 9. **Do not attempt to transfer an unconscious person** from one boat to another in deep water. If possible and safe to do so, ask the rest of the crew to **row to the nearest shore**.
 10. Tin fish launches should ONLY assist in the recovery of persons in the water if it is safe to do so (do not put yourself in danger).
 11. Remember to keep a good lookout and proceed with caution when close to persons in the water
 12. Cut your engine when recovering persons from water
 13. Take note of the stability of your own craft as others climb aboard (consider towing to nearest river bank)
 14. Beware of overloading your own craft
 15. Use thermal blankets and spare buoyancy aids
 16. Take casualties to ULBH (unless it is agreed to use a secondary evacuation area – discuss with Race Control)