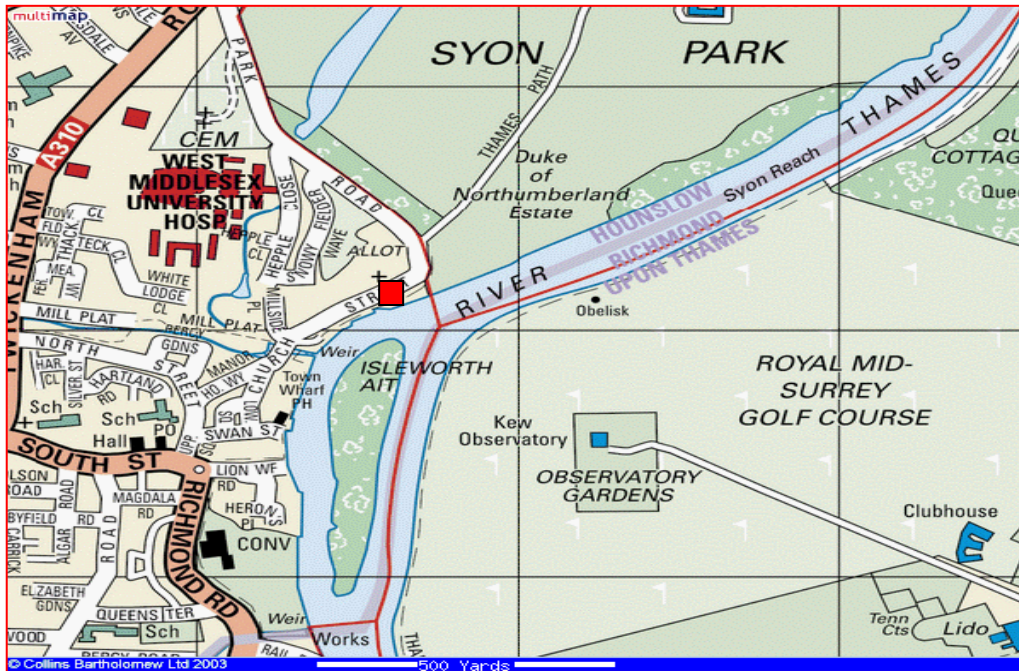
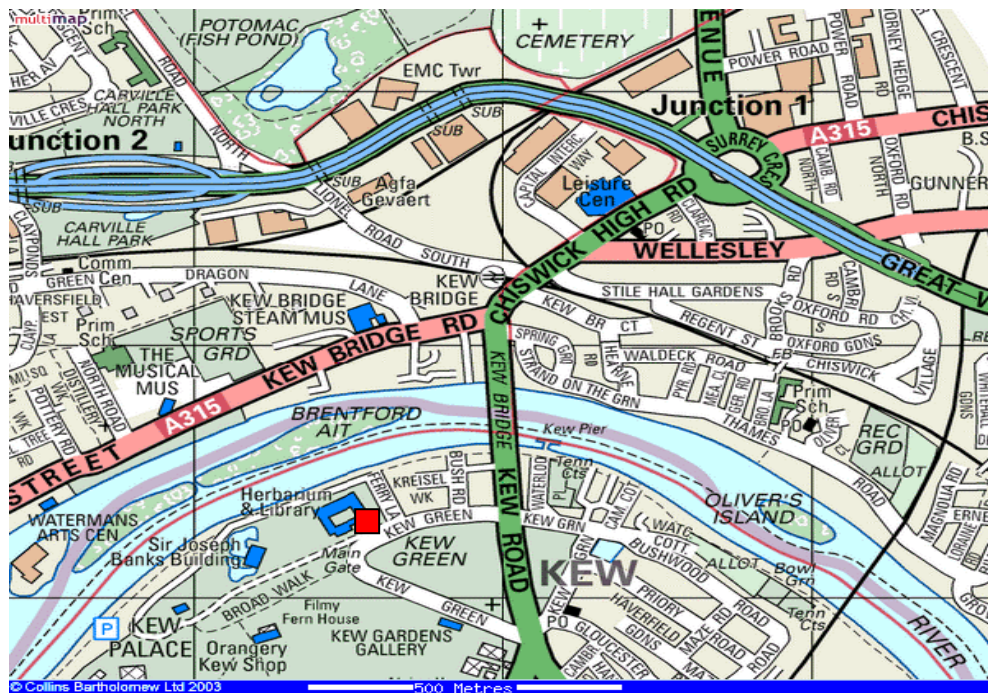


UHBC Bumps SAFETY- Maps of emergency access

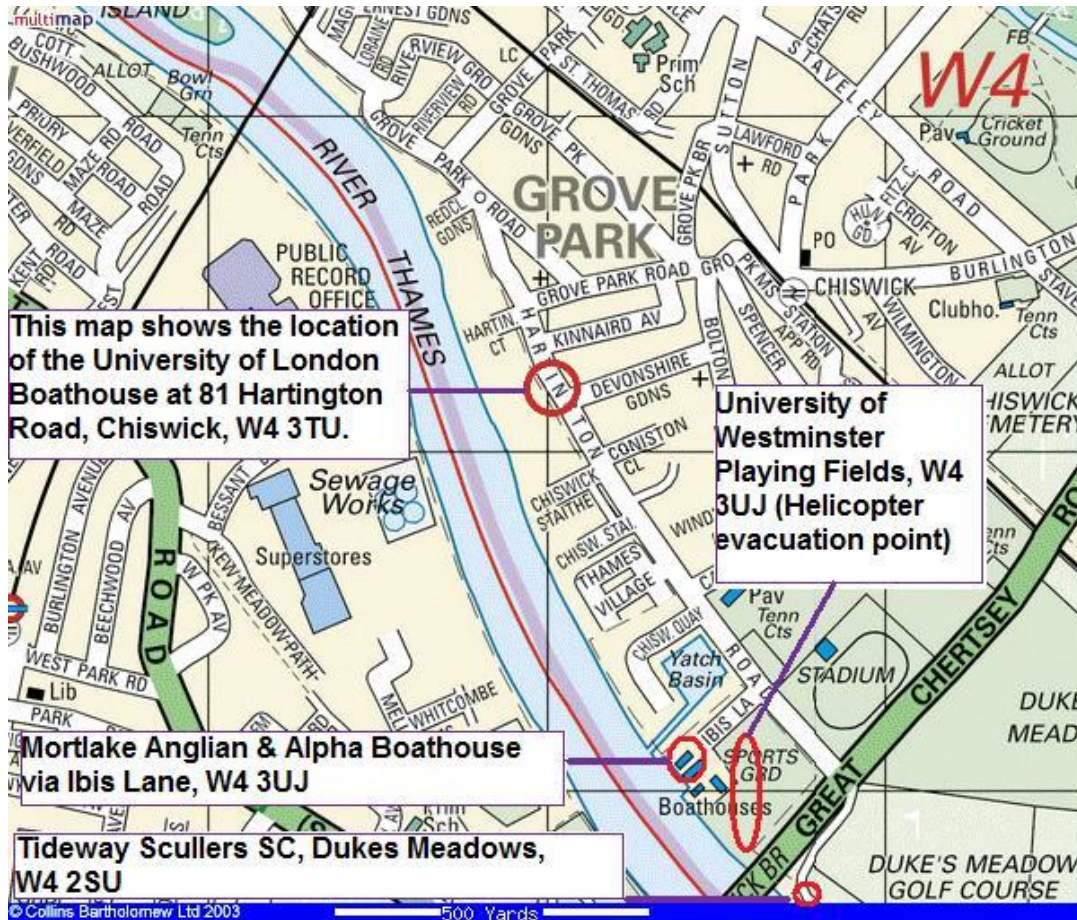
(maps copyright Collins Bartholomew 2003)



This map shows the location of road access to the Brentford area, via Church Street and Park Road (close to the West Middlesex Hospital). The London Apprentice (shown by red square) is a useful landmark for ambulance evacuation: 62 Church St, TW7 6BG. Also note open space at Syon Park (TW8 8JF) for helicopter evacuation.



This map shows the location of road access (shown by red square) to the south river bank near Brentford Ait via Ferry Lane (off Kew Green, TW9 3AH), which proceeds to the car park near



Facilities for medical aid and evacuation			
First aid	Serious injury	Evacuation – call Safety launch first	
UL Boathouse (Tideway Scullers SC Boathouse for GKT)	<p>Call Safety launch first (if incident on water)</p> <p>Call ambulance via 999 (co-ordinated through race control at UL). Ensure correct postcode is given to the operator.</p> <p>Inform senior medical officer</p>	By road	By air
		1. <i>Primary</i> - ULBH – 89 Hartington Rd, W4 3TU	<i>Primary</i> : ULBH 89 Hartington Rd, W4 3TU (need to clear riverside tarmac to enable helicopter to land)
		2. Tideway Scullers SC – Dukes Meadows, W4 2SH	2.Univ. Westminster playing fields, Hartington Rd W4 3UJ (consider how to access from river)
		3. Kew Gardens Car Park (Ferry Lane, off <i>Kew Green</i> TW9 3AH)	3. Syon Park TW8 8JF (consider how to access from river)
		4. Slipway adjacent to the <i>London Apprentice</i> , 62 Church St, TW7 6BG (south of West Middx Hosp.)	

Action In Event Of Incident On Water – Race Control

- In the event of an incident your first priority is for the safety of competitors and yourself.
- Keep all radio contact to a minimum.
- Remember that launch-based officials may have difficulty keeping in constant communication with race control (this includes the Chief Umpire at the **start** in launch 3)
- Race **control** is the station in charge of dealing with the incident.
 1. ENSURE THAT THE **SAFETY** LAUNCH IS IN ATTENDANCE
 2. IF APPROPRIATE, CONTACT **LONDON AMBULANCE SERVICE VIA 999** (STATE NUMBER OF CASUALTIES AND NATURE OF PROBLEM E.G. *“ONE ROWER, SEVERE LEG INJURY FOLLOWING COLLISION”*). ADDRESS IS UNIVERSITY OF LONDON BOATHOUSE, 81 HARTINGTON RD, W4 3TU.
 3. IF AN AMBULANCE HAS BEEN CALLED TO ULBH: PLACE A GUIDE BESIDE HARTINGTON ROAD TO SIGNAL LOCATION OF ULBH TO THE AMBULANCE DRIVER (THEY WILL NOT BE FAMILIAR WITH THE LOCATION) - check clear access route to front and back of ULBH.
 4. PREVENT ANY FURTHER ROWING CREWS FROM BOATING
 5. CO-ORDINATE RECEPTION OF CASUALTIES
 - **COUNT** CASUALTIES AS THEY RETURN TO ULBH. MAINTAIN A LOG OF MULTIPLE CASUALTIES RETURNED TO ULBH.
 - ENSURE RIVER-BANK CLEARED OF BOATS TO ALLOW ROOM FOR RETURNING LAUNCHES
 - PREPARE FOR CASUALTIES (AIM TO RECEIVE CASUALTIES IN THE UCL END BAY AREA INITIALLY IN ORDER TO GIVE REASONABLE ACCESS TO LAS IF NEEDED)
 - DESIGNATE A TEAM LEADER (IDEALLY SOMEONE ELSE OTHER THAN ‘CONTROL’)
 6. IF A SECONDARY EVACUATION CENTRE HAS BEEN DESIGNATED (BY RACE CONTROL OR CHIEF UMPIRE):
 - SEND ADDITIONAL HELPERS TO THE SECONDARY CENTRE AS SOON AS POSSIBLE.
 - DESIGNATE AN INDIVIDUAL (AS APPROPRIATE) TO ACT AS THE UH/UL OFFICER IN CHARGE OF THE SECONDARY EVACUATION CENTRE. THAT INDIVIDUAL WILL ACT AS CO-ORDINATOR AT THE SECONDARY CENTRE. THIS WILL BE **BM2 or 3** FOR EVACUATION FROM THE START AREA.

Action In The Event Of Incident On Water – launch officials

- Ensure you have all safety equipment as set out in the British Rowing Row Safe before boating **and** that you know how to use it.
- **Ensure National and British Rowing Covid-19 guidelines are adhered to (e.g. PPE)**
- In the event of an incident your first priority is for the safety of competitors and yourself.
 1. IMMEDIATELY CALL SAFETY VIA RADIO. INCLUDE YOUR IDENTITY, LOCATION, NATURE OF INCIDENT AND NUMBER OF CASUALTIES ('SAFETY, SAFETY LAUNCH, EMERGENCY, THIS IS LAUNCH 1, CAPSIZED VIII 100YDS DOWNSTREAM OF KEW BRIDGE, NINE PEOPLE IN THE WATER').....'
 2. IF RADIO CONTACT IS NOT POSSIBLE, USE ANY AVAILABLE MOBILE TELEPHONE TO CONTACT RACE CONTROL.
 3. CONSIDER WHETHER ADDITIONAL ASSISTANCE IS REQUIRED FROM RNLI ('999 – COASTGUARD')
 4. IF NECESSARY, REQUEST ASSISTANCE FROM CHIEF UMPIRE (AT **START**) AND ASK RACE **CONTROL** TO CALL LONDON AMBULANCE SERVICE (STATE NUMBER OF CASUALTIES AND NATURE OF PROBLEM E.G. "ONE ROWER, SEVERE LEG INJURY FOLLOWING COLLISION")
 5. AT ALL TIMES KEEP RADIO TRAFFIC TO THE MINIMUM REQUIRED (REMEMBER WHEN YOU ARE TRANSMITTING NO-ONE ELSE CAN!)
 6. IF YOU ARE NOT REQUIRED TO HELP DEAL WITH THE EMERGENCY REMAIN IN YOUR ALLOCATED STATION AND MONITOR OTHER CREWS.
 7. IF IT IS SAFE TO DO SO (DO NOT PUT YOURSELF IN DANGER AND FOLLOW CURRENT COVID GUIDELINES):

RECOVER PERSONS FROM WATER

 - IF POSSIBLE AND SAFE CONSIDER GETTING BOAT TO THE SIDE OF THE RIVER ESPECIALLY IF COLLAPSED ROWER
 - REMEMBER TO KEEP A GOOD LOOKOUT AND PROCEED WITH CAUTION WHEN CLOSE TO PERSONS IN THE WATER
 - CUT YOUR ENGINE WHEN RECOVERING PERSONS FROM WATER
 - TAKE NOTE OF THE STABILITY OF YOUR OWN CRAFT AS OTHERS CLIMB ABOARD (CONSIDER TOWING TO NEAREST RIVER BANK)
 - BEWARE OF OVERLOADING YOUR OWN CRAFT
 8. USE THERMAL BLANKETS AND SPARE BUOYANCY AIDS
 9. TAKE CASUALTIES TO ULBH (UNLESS IT IS AGREED TO USE THE SECONDARY EVACUATION AREA – DISCUSS WITH RACE CONTROL /CHIEF UMPIRE)